

# Dynamics of Evictions in Sweden

## A New Data Base

### Some Preliminary Results

Sten-Åke Stenberg  
Swedish Institute for Social Research  
Stockholm University

# Dynamics of Evictions in Sweden

A database covering all judicial processes registered by the Swedish Enforcement Authority involving evictions or threats of eviction which occurred in Sweden during 2009 to 2012. These data are linked to several administrative registers for the years 1990-2014.

# Dynamics of Evictions in Sweden

Applications for summary proceedings contain approximately 120,000 cases, of which 113,000 are unique case-IDs.

Data on cases with the Enforcement Authority contain roughly 28,000 cases and a total number of around 8,000 executed evictions.

# Dynamics of Evictions in Sweden

The database also includes a 10 percent representative sample of the Swedish adult population (age 16+) in 2012, excluding those found in eviction data, as a point of reference ( $n \approx 770,000$ ).

Linking with administrative registers from Swedish authorities we also collected information about other household members (wives/husbands/children), and for individuals in the Enforcement Authority registers at age 30 or below ( $N \approx 20,000$ ) we collected information about their parents.

This adds up to a database consisting of 3,200,000 individuals.

# Dynamics of Evictions in Sweden

Statistics Sweden's longitudinal integration database for health insurance and labor market studies, and geography and domestic residential mobility database 1990–2013,

The Swedish National Council for Crime Prevention's data on criminal convictions (1990–2013),

Student registers from the Swedish National Agency for Education (1987/88–2013),

The National Board of Health and Welfare's medical prescription (2005–2015), patient (2001–2014) and cause-of-death (1991–2014) registers.

Swedish National Board of Institutional care on compulsory care for young people with psychosocial problems and adults with substance misuse problems (2000–2014).



FEANTSA



**EUROPEAN RESEARCH CONFERENCE**  
**Homelessness and Social Work in Europe**  
**Copenhagen, 23rd September 2016**



	<b>Applications for eviction (SUPRO)</b>	<b>Applications to the Execution Office (REX)</b>	<b>Executed evictions (REX)</b>
<b>Time period</b>	Jan 2009 – Aug 2012	Jan 2009 – March 2012	Jan 2009 – March 2012
<b>Tenure form</b>			
<b>-rented</b>	0.92	0.93	0.92
<b>-owner-occupied</b>	0.06	0.06	0.05
<b>-student</b>	0.01	0.002	0.002
<b>-special lease</b>	0.01	0.003	0.004
<b>-N/A</b>	0.01	0.01	0.02
<b>Reasons given by the landlord</b>			
<b>-rent arrears</b>	0.98	0.97	0.95
<b>-anti-social behavior</b>	0.01	0.01	0.02
<b>-other; N/A</b>	0.01	0.02	0.03
<b>Total N (cases)</b>	119,966	26,591 <sup>i</sup>	7,733

**SUPRO 2009**  
N (cases) = 32,054

**No verdict**  
19,926 (62 %)

**Verdict, not to REX**  
5,569 (17%)

**Verdict, to REX**  
6,559 (20%)

**Not evicted**  
4,707 (72%)

**Evicted**  
1,799 (27%)

**N/A**  
53 (1%)



FEANTSA



**EUROPEAN RESEARCH CONFERENCE**  
**Homelessness and Social Work in Europe**  
**Copenhagen, 23rd September 2016**

**European**  
**Observatory on**  
**Homelessness**

# The Judicial Process


Notice to vacate



Verdict

Application to Bailiff

Eviction



FEANTSA


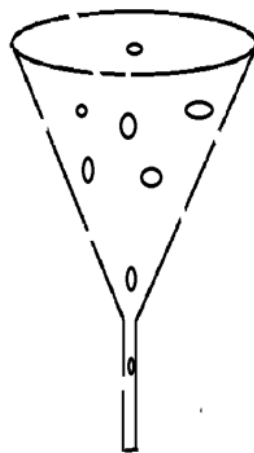


**EUROPEAN RESEARCH CONFERENCE**  
**Homelessness and Social Work in Europe**  
**Copenhagen, 23rd September 2016**





# Leaky Funnel



# Australia

## The Judicial Process


Notice to vacate



Verdict

Application to Bailiff

Eviction



FEANTSA



**EUROPEAN RESEARCH CONFERENCE**  
**Homelessness and Social Work in Europe**  
**Copenhagen, 23rd September 2016**



**European  
Observatory on  
Homelessness**

	SUPRO	REX	Evicted	Reference pop. 2012
<b>Men</b>	56.1	59.3	66.7	49.3
<b>Women</b>	43.9	40.7	33.3	50.7
Family type:				
<b>Married/cohab. no children</b>	4.2	3.5	3.1	23.0
<b>Married/cohab. with children</b>	18.4	16.4	10.9	32.2
<b>Single parent household</b>	21.4	21.6	15.8	7.9
<b>Single househ. no children</b>	56.0	58.5	70.3	36.6

Municipality type	SUPRO	REX	Evicted	Reference pop. 2012
<b>Metropolitan</b>	17.4	14.3	18.2	17.8
<b>Suburban</b>	11.2	10.1	10.9	15.3
<b>Large cities</b>	33.1	32.6	29.5	27.7
<b>Commuter municipality</b>	5.7	6.4	5.9	6.4
<b>Sparsely populated</b>	2.2	2.5	2.1	3.1



FEANTSA



**EUROPEAN RESEARCH CONFERENCE**  
**Homelessness and Social Work in Europe**  
**Copenhagen, 23rd September 2016**



	SUPRO	REX	Evicted	Reference pop. 2012
<b>Sweden</b>	66.5	71.2	70.7	85.0
<b>Other Nordic</b>	1.5	1.5	1.7	1.0
<b>Other West<sup>iii</sup></b>	4.0	4.0	4.2	2.8
<b>Other Europe<sup>iv</sup></b>	5.0	4.4	3.7	2.5
<b>Middle East<sup>v</sup></b>	9.0	6.9	6.9	3.3
<b>Other<sup>v</sup></b>	13.9	12.0	12.7	5.4

<sup>iii</sup> EU-25, other Western Europe, Australia, Canada, New Zealand, USA.

<sup>iv</sup> Former Soviet Union European part, Romania, Bulgaria, Balkan except Greece.

<sup>v</sup> Sub-Saharan Africa, Latin America and Asia except the Middle East.

Educational level	SUPRO	REX	Evicted	Reference pop. 2012
<b>Lower secondary; n/a</b>	35.2	36.4	39.0	20.8
<b>Upper secondary</b>	49.9	52.6	50.4	45.4
<b>Tertiary</b>	14.9	10.9	10.5	33.8
<b>No labour market income<sup>vi</sup></b>	38.2	42.6	51.3	14.6
<b>Equiv. disp. household inc.<sup>vi</sup></b>	122,541	117,143	104,202	206,875
<b><sup>vi</sup> In active ages: 25–54.</b>				

No. of years with Social Assistance	SUPRO	REX	Evicted	Reference pop. 2012
<b>0</b>	42.4	32.4	31.1	92.6
<b>1</b>	15.7	18.5	18.5	2.6
<b>2</b>	12.1	14.1	13.5	1.5
<b>3</b>	9.9	12.0	12.1	1.0
<b>4</b>	8.4	10.0	10.6	.8
<b>5</b>	11.6	12.9	14.2	1.4

	SUPRO	REX	Evicted	Reference pop. 2012
<b><i>Criminal conviction<sup>ix</sup>:</i></b>				
<b>0</b>	57.5	50.6	42.0	86.3
<b>1</b>	17.8	18.9	18.4	8.7
<b>2+</b>	24.7	30.5	39.6	4.9
<b><i>Mean no. hospital stays:</i></b>				
<b>All diagnoses</b>	1.1	1.1	1.1	1.4
<b>Psych. Diagnoses</b>	0.7	0.8	1.2	0.2
<b><i>ix</i> Since 1990.</b>				



---

# Depression in the aftermath of eviction

## A one-year follow-up study of a disruptive housing life event

Carin Qvarfordt Eisenstein

# Depression in the aftermath of eviction

## Study period and mental illness for included sample

<p>36 months <i>Control for prior mental illness</i></p>	<p>6 months <i>No mental illness</i></p>	<p>12 months <i>Follow-up for depression</i></p>
--	--	--

Start date  
*Exposed Group: Eviction date 2009*  
*Control Group: January 1st 2009*

## Depression in the aftermath of eviction

Primary inpatient diagnosis of depression during one year follow-up (%):

Exposed Women	0.43	Unexposed Women	0.08
Exposed Men	0.74	Unexposed Women	0.06

OR

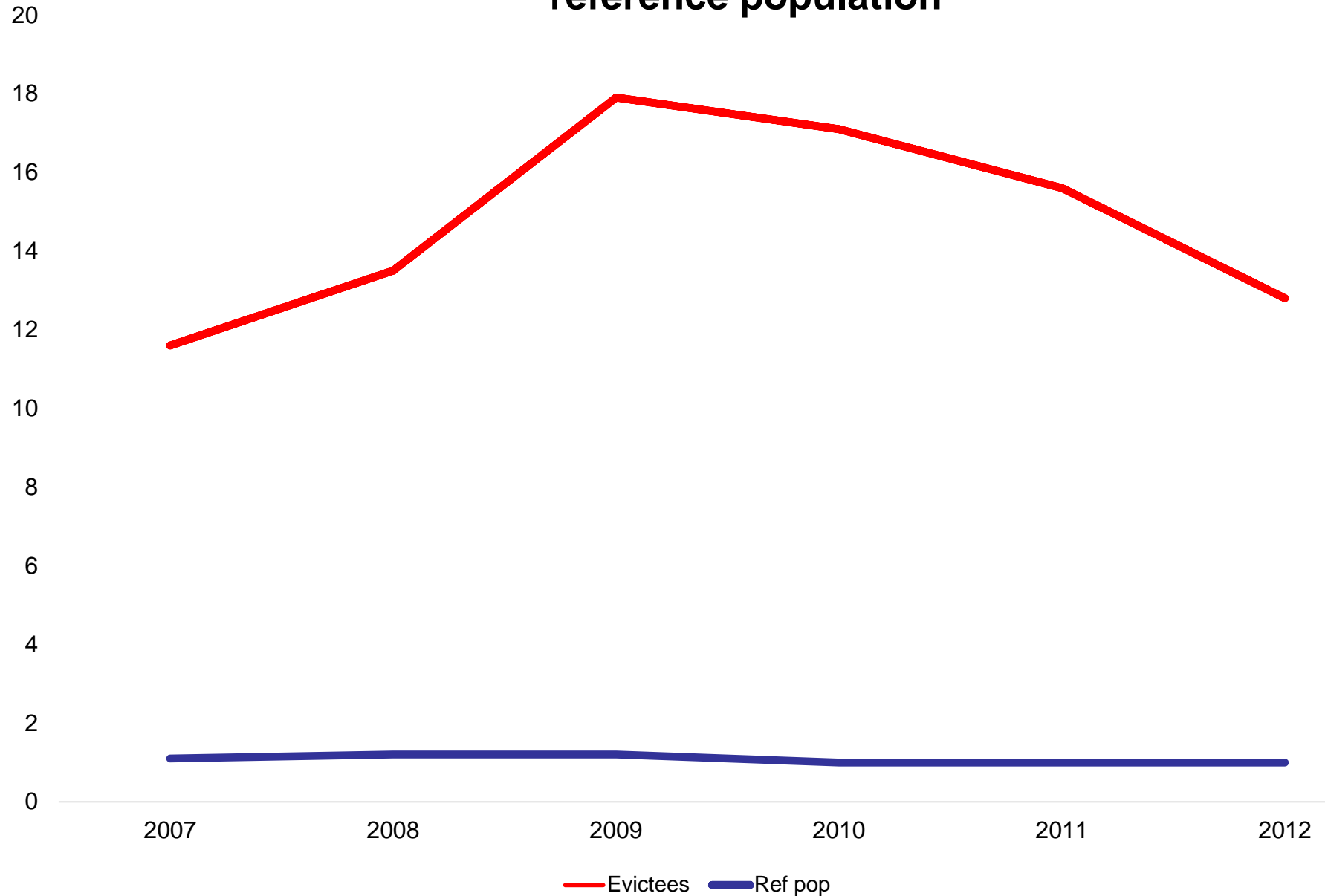
7.49 None recent mental illness

2.36 Recent mental illness

# Evictions and criminal offending – investigating the relationship

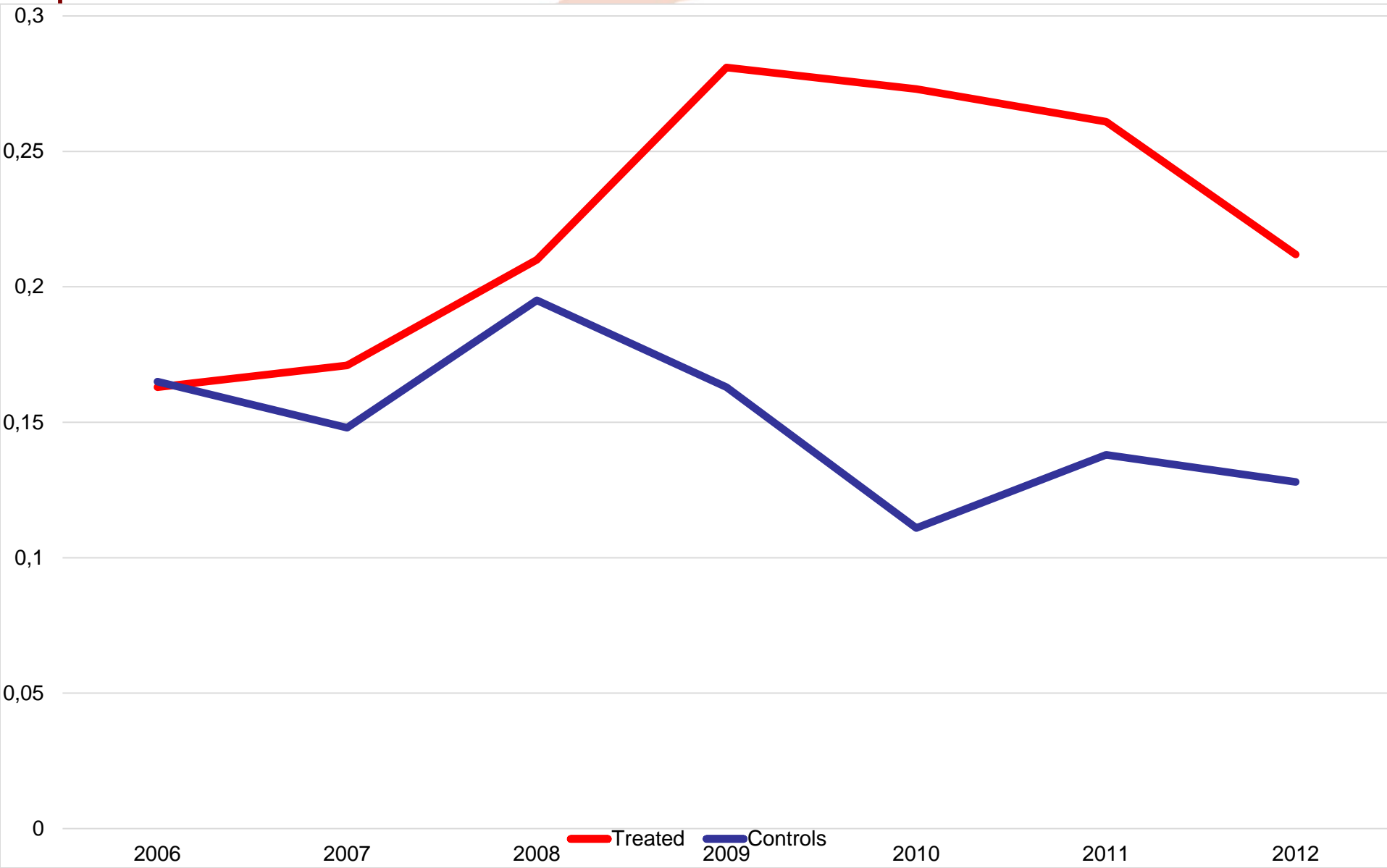
Susanne Alm

# Prevalence rates 2007-2012 for evictees in 2009-10 and for reference population



Copenhagen, 23rd September 2010

# Proportions convicted at least once per year 2006-2012



# Increased social assistance in the wake of forced eviction

Anna Kahlmeter

Change in mean proportion of DI that consists of SA for woman and men.

